



**2021**  
blackjackwheels.com

# GO FURTHER WITH BLACKJACK.

**Blackjack** defies you to challenge your limits and to take a step towards new adventures. We truly believe that you need to hold on to your sense of adventure, no matter how hard it is, or how much you've sacrificed. **Letting it go will destroy you.**

**Blackjack** is part of **RODI**, a Portuguese company located in Aveiro, and expert in metallurgy. This company aims to produce specialized high-quality products, focusing on the cycling area, specifically on aluminium and carbon wheels and rims.

Deriving from our continuous development and high investments in innovation, quality, and technology, we reached a solid leadership position on both national and European markets, which enabled us to gather clients throughout the world, earning the trust of the greatest bicycle manufacturers.







## WHEELS - TUBELESS READY 01 — 13

- 02 — READY 19
- 03 — READY GR
- 04 — READY 23 ASY asymmetric **NEW**
- 05 — READY 23
- 06 — READY 25
- 07 — READY 27 ASY asymmetric
- 10 — READY 30 ASY asymmetric
- 11 — READY 30
- 12 — READY 35 ASY asymmetric
- 13 — READY 35

## RIMS 17 — 21

- 18 — READY 19 (28")
- 18 — READY GR (28")
- 18 — READY 23 ASY (28" | 650b) **NEW**
- 18 — READY 23 (29er | 650b)
- 19 — READY 25 (29er | 650b)
- 19 — READY 27 ASY (29er | 650b)
- 19 — READY 30 ASY (29er | 650b)
- 19 — READY 30 (29er | 650b)
- 20 — READY 35 ASY (29er | 650b)
- 20 — READY 35 (29er | 650b)
- 21 — READY 40 (29er | 650b)

## TECHNICAL SPECIFICATIONS 26

## ASYMMETRIC RANGE 28

## DISTRIBUTORS & CONTACTS 34



# CONTENTS



WH



A scenic mountain landscape featuring a dirt path in the foreground, lush green trees, a prominent dead tree, and a ski lift in the background under a blue sky. The scene is set in a mountainous area with a mix of greenery and rocky terrain.

# FEELS





# INDEPENDENCE



EX

## WHEELS - TUBELESS READY

- 02 — READY 19
- 03 — READY GR
- 04 — READY 23 ASY asymmetric
- 05 — READY 23
- 06 — READY 25
- 07 — READY 27 ASY asymmetric
- 10 — READY 30 ASY asymmetric
- 11 — READY 30
- 12 — READY 35 ASY asymmetric
- 13 — READY 35

**NEW**

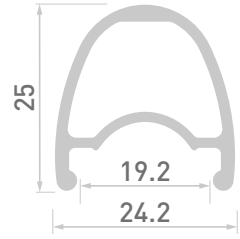
# READY 19

## ROAD DISC | TUBELESS READY SERIES

| FLAT | MIXED | GRAVEL | MOUNTAIN |



ETRTO 622x19C  
SPOKE PAT **F** 28H 2xCross **R** 28H 2xCross  
NIPPLES Black brass 14 mm  
HUBS **F** TA 12x100 **R** TA 12x142  
SPOKES BJ Black oxidized round Ø2 mm  
WEIGHT ±5%(g)\* **F** 931 **R** 1045 - **SET** 1976 g\*  
OPTIONS see page 26 for full specs and options  
#tubeless ready #sleeve #sealed bearings #disc #10/11 speed



# REAR HUB



# FRONT HUB





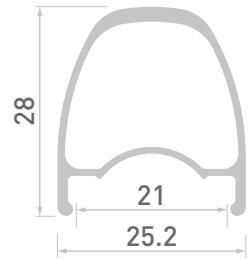
# READY GR

ROAD / GRAVEL | TUBELESS READY SERIES

| FLAT | MIXED | GRAVEL | MOUNTAIN |



ETRTO 622x21C  
SPOKE PAT **F** 28H 2xCross **R** 28H 2xCross  
NIPPLES Black brass 14 mm  
HUBS **F** TA 12x100 **R** TA 12x142  
SPOKES BJ Black oxidized round Ø2 mm  
WEIGHT ±5%(g)\* **F** 932 **R** 1046 - **SET** 1978 g\*  
OPTIONS see page 26 for full specs and options  
#tubeless ready #sleeve #sealed bearings #disc #10/11 speed



# REAR HUB



# FRONT HUB



**CENTER LOCK VERSION**  
AVAILABLE

**NEW**

# READY 23 ASY: 28" | 650b

MTB | TUBELESS READY SERIES

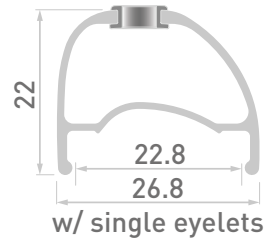
FLAT | MIXED | GRAVEL | MOUNTAIN



ETRTO	622x23C / 584x23C
SPOKE PAT	<b>F</b> 28H 2xCross <b>R</b> 28H 2xCross
NIPPLES	Black brass 14 mm
HUBS	<b>F</b> TA 12x100 <b>R</b> TA 12x142 (w/ options)
SPOKES	BJ Black oxidized round Ø2 mm
WEIGHT ±5%(g)*	<b>29er</b> - <b>F</b> 907 <b>R</b> 1020 - <b>SET</b> 1927 g* <b>650b</b> - <b>F</b> 885 <b>R</b> 1084 - <b>SET</b> 1969 g*
OPTIONS	see page 26 for full specs and options

#tubeless ready #sleeve #asymmetric #sealed bearings #disc #10/11 speed

## ASYMMETRIC



# REAR HUB



# FRONT HUB



**CENTER LOCK VERSION**  
AVAILABLE



# READY 23 : 29er | 650b

MTB | TUBELESS READY SERIES

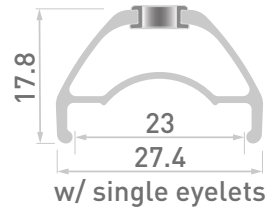


| XC | ALL MOUNTAIN | ENDURO | FR/DH |


ETRTD 622x23C / 584x23C  
 SPOKE PAT F 32H 3xCross R 32H 3xCross  
 NIPPLES Black brass 14 mm  
 HUBS F TA 15x100 R TA 12x142 (w/ options)  
 SPOKES BJ Black oxidized round Ø2 mm  
 WEIGHT -5%(g)\* 29er - F 910 R 1077 - SET 1987 g\*  
 650b - F 881 R 1048 - SET 1929 g\*

OPTIONS see page 26 for full specs and options

#tubeless ready #sleeve #sealed bearings #disc #10/11 speed



# REAR HUB



# FRONT HUB



# READY 25 : 29er | 650b

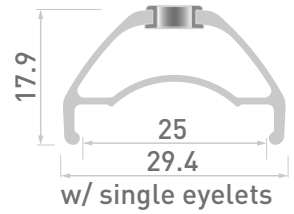
## MTB | TUBELESS READY SERIES

XC | ALL MOUNTAIN | ENDURO | FR/DH




ETRTO	622x25C / 584x25C
SPOKE PAT	<b>F</b> 32H 3xCross <b>R</b> 32H 3xCross
NIPPLES	Black brass 14 mm
HUBS	<b>F</b> TA 15x100 <b>R</b> TA 12x142 (w/ options)
SPOKES	BJ Black oxidized round Ø2 mm
WEIGHT <sup>±5%(g)*</sup>	<b>29er</b> - <b>F</b> 927 <b>R</b> 1094 - <b>SET</b> 2021 g* <b>650b</b> - <b>F</b> 897 <b>R</b> 1064 - <b>SET</b> 1961 g*
OPTIONS	see page 26 for full specs and options

#tubeless ready #sleeve #sealed bearings #disc #10/11 speed



# REAR HUB



# FRONT HUB





# READY 27 ASY : 29er | 650b

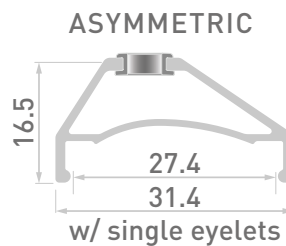
MTB | TUBELESS READY SERIES

| XC | ALL MOUNTAIN | ENDURO | FR/DH |




ETRTO 622x27C / 584x27C  
SPOKE PAT F 32H 3xCross R 32H 3xCross  
NIPPLES Black brass 14 mm  
HUBS F TA 15x110 R TA 12x148 (w/ options)  
SPOKES BJ Black oxidized round Ø2 mm  
WEIGHT ±5%(g)\* 29er - F 931 R 1151 - SET 2082 g\*  
650b - F 901 R 1121 - SET 2022 g\*  
OPTIONS see page 26 for full specs and options


#tubeless ready #sleeve #asymmetric #sealed bearings #disc #10/11 speed



# REAR HUB



# FRONT HUB













# READY 30 ASY : 29er | 650b

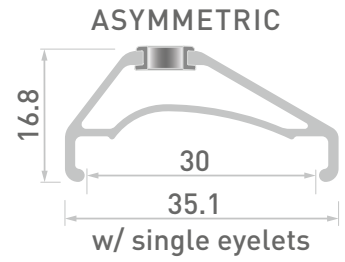
## MTB | TUBELESS READY SERIES

| XC | ALL MOUNTAIN | ENDURO | FR/DH |




ETRTO 622x30C / 584x30C  
SPOKE PAT F 32H 3xCross R 32H 3xCross  
NIPPLES Black brass 14 mm  
HUBS F TA 15x110 R TA 12x148 (w/ options)  
SPOKES BJ Black oxidized round Ø2 mm  
WEIGHT <sup>-5%(g)\*</sup> 29er - F 987 R 1207 - SET 2194 g\*  
650b - F 954 R 1174 - SET 2128 g\*  
OPTIONS see page 26 for full specs and options

#tubeless ready #sleeve #asymmetric #sealed bearings #disc #10/11 speed



# REAR HUB



# FRONT HUB



# READY 30 : 29er | 650b

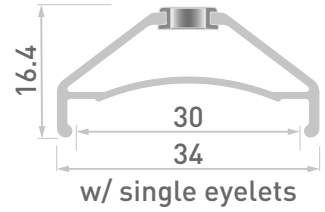
MTB | TUBELESS READY SERIES

XC | ALL MOUNTAIN | ENDURO | FR/DH



ETRT0 622x30C / 584x30C  
SPOKE PAT **F** 32H 3xCross **R** 32H 3xCross  
NIPPLES Black brass 14 mm  
HUBS **F** TA 15x110 **R** TA 12x148 (w/ options)  
SPOKES BJ Black oxidized round Ø2 mm  
WEIGHT -5%(g)\* **29er** - **F** 952 **R** 1172 - **SET** 2124 g\*  
**650b** - **F** 921 **R** 1141 - **SET** 2062 g\*  
OPTIONS see page 26 for full specs and options

#tubeless ready #sleeve #sealed bearings #disc #10/11 speed



# REAR HUB



# FRONT HUB





# READY 35 ASY : 29er | 650b

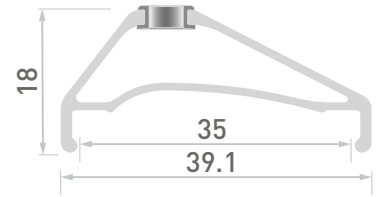
MTB | TUBELESS READY SERIES

| XC | ALL MOUNTAIN | ENDURO | FR/DH |

ETRTO 622x35C / 584x35C  
SPOKE PAT F 32H 3xCross R 32H 3xCross  
NIPPLES Black brass 14 mm  
HUBS F TA 15x110 R TA 12x148 (w/ options)  
SPOKES BJ Black oxidized round Ø2 mm  
WEIGHT ±5%(g)\* 29er - F 1035 R 1255 - SET 2290 g\*  
650b - F 999 R 1219 - SET 2218 g\*  
OPTIONS see page 26 for full specs and options

#tubeless ready #sleeve #asymmetric #sealed bearings #disc #10/11 speed

ASYMMETRIC



w/ single eyelets



# REAR HUB



# FRONT HUB



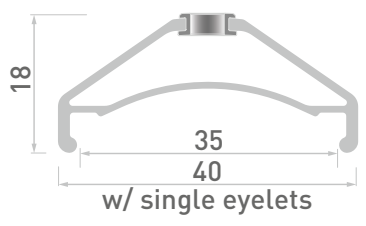
# READY 35 : 29er | 650b

## MTB | TUBELESS READY SERIES



| XC | ALL MOUNTAIN | ENDURO | FR/DH |

- ETRTO 622x35C / 584x35C
- SPOKE PAT F 32H 3xCross R 32H 3xCross
- NIPPLES Black brass 14 mm
- HUBS F TA 15x110 R TA 12x148 (w/ options)
- SPOKES BJ Black oxidized round Ø2 mm
- WEIGHT -5%(g)\* **29er** - F 1045 R 1265 - SET 2310 g\*  
**650b** - F 1008 R 1228 - SET 2236 g\*
- OPTIONS see page 26 for full specs and options



#tubeless ready #sleeve #sealed bearings #disc #10/11 speed



# REAR HUB



# FRONT HUB













# INDEE



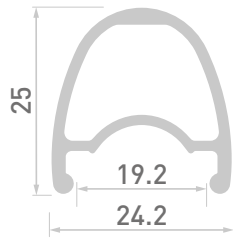




## RIMS - TUBELESS READY

- 18 — READY 19 (28'')
- 18 — READY GR (28'')
- 18 — READY 23 ASY (28'' | 650b) **NEW**
- 18 — READY 23 (29er | 650b)
- 19 — READY 25 (29er | 650b)
- 19 — READY 27 ASY (29er | 650b)
- 19 — READY 30 ASY (29er | 650b)
- 19 — READY 30 (29er | 650b)
- 20 — READY 35 ASY (29er | 650b)
- 20 — READY 35 (29er | 650b)
- 21 — READY 40 (29er | 650b)

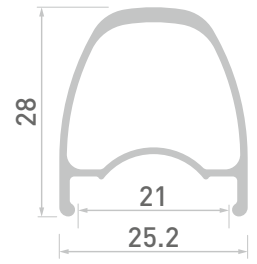
# READY19 | TUBELESS READY



FLAT | MIXED | GRAVEL | MOUNTAIN

SIZE	28"
ETRTO	622x19C
SPOKE PAT	28 - 32
EYELETS	Not available
FINISHING	Black anod.
WEIGHT	539 g (±5%)
ERD(1)	591
ERD(2)	--

# READYGR | TUBELESS READY

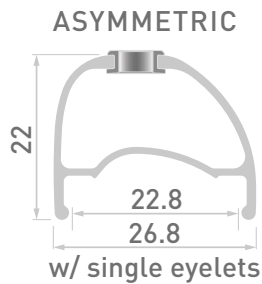


FLAT | MIXED | GRAVEL | MOUNTAIN

SIZE	28"
ETRTO	622x21C
SPOKE PAT	28 - 32
EYELETS	Available
FINISHING	Black anod.
WEIGHT	532 g (±5%)
ERD(1)	584
ERD(2)	---

**NEW**

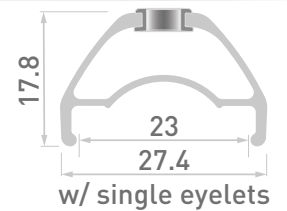
# READY23 ASY | TUBELESS READY



FLAT | MIXED | GRAVEL | MOUNTAIN

SIZE	28"	650b
ETRTO	622x23C	584x23C
SPOKE PAT	28 - 32	32
EYELETS	Single	Single
FINISHING	Black anod.	Black anod.
WEIGHT	515 g (±5%)	484 g (±5%)
ERD(1)	---	---
ERD(2)	597	560

# READY23 | TUBELESS READY



XC | ALL MOUNTAIN | ENDURO | FR/DH

SIZE	29er	650b
ETRTO	622x23C	584x23C
SPOKE PAT	32	32
EYELETS	Single	Single
FINISHING	Black anod.	Black anod.
WEIGHT	477 g (±5%)	448 g (±5%)
ERD(1)	---	---
ERD(2)	605	567



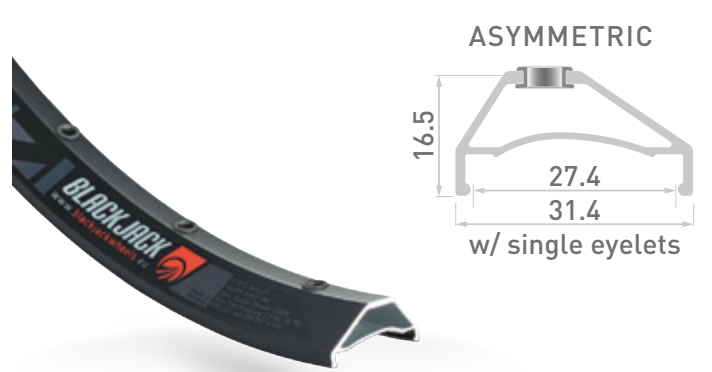
# READY25 | TUBELESS READY



XC | ALL MOUNTAIN | ENDURO | FR/DH

SIZE	29er	650b
ETRTO	622x25C	584x25C
SPOKE PAT	32	32
EYELETS	Single	Single
FINISHING	Black anod.	Black anod.
WEIGHT	491 g (±5%)	461 g (±5%)
ERD(1)	---	---
ERD(2)	604	567

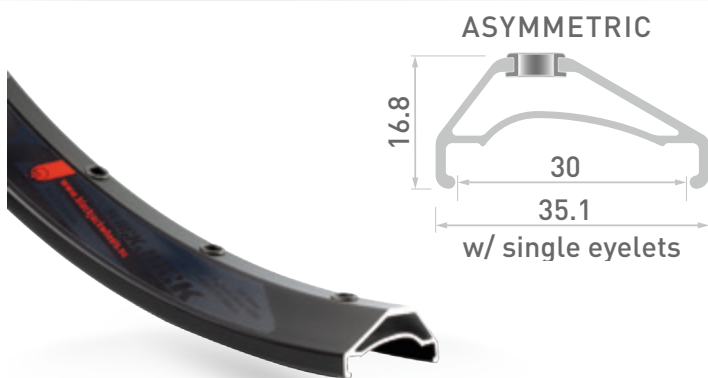
# READY27 ASY | TUBELESS READY



XC | ALL MOUNTAIN | ENDURO | FR/DH

SIZE	29er	650b
ETRTO	622x27C	584x27C
SPOKE PAT	32	32
EYELETS	Single	Single
FINISHING	Black anod.	Black anod.
WEIGHT	488 g (±5%)	458 g (±5%)
ERD(1)	---	---
ERD(2)	607	569

# READY30 ASY | TUBELESS READY



XC | ALL MOUNTAIN | ENDURO | FR/DH

SIZE	29er	650b
ETRTO	622x30C	584x30C
SPOKE PAT	32	32
EYELETS	Single	Single
FINISHING	Black anod.	Black anod.
WEIGHT	548 g (±5%)	515 g (±5%)
ERD(1)	---	---
ERD(2)	607	570

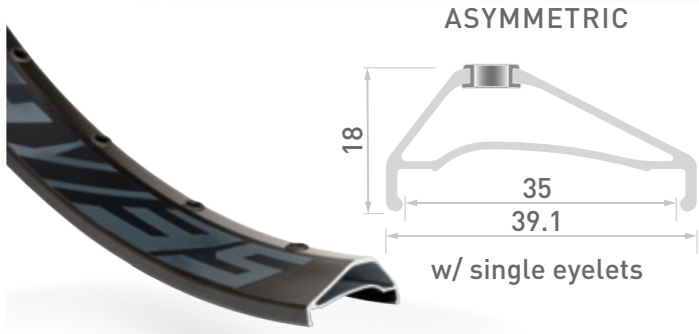
# READY30 | TUBELESS READY



XC | ALL MOUNTAIN | ENDURO | FR/DH

SIZE	29er	650b
ETRTO	622x30C	584x30C
SPOKE PAT	32	32
EYELETS	Single	Single
FINISHING	Black anod.	Black anod.
WEIGHT	512 g (±5%)	481 g (±5%)
ERD(1)	---	---
ERD(2)	606	569

# READY35 ASY | TUBELESS READY



| XC | ALL MOUNTAIN | ENDURO | FR/DH |

SIZE	29er	650b
ETRTO	622x35C	584x35C
SPOKE PAT	32	32
EYELETS	Single	Single
FINISHING	Black anod.	Black anod.
WEIGHT	595 g (±5%)	559 g (±5%)
ERD(1)	---	---
ERD(2)	604	566

# READY35 | TUBELESS READY



| XC | ALL MOUNTAIN | ENDURO | FR/DH |


SIZE	29er	650b
ETRTO	622x35C	584x35C
SPOKE PAT	32	32
EYELETS	Single	Single
FINISHING	Black anod.	Black anod.
WEIGHT	604 g (±5%)	567 g (±5%)
ERD(1)	---	---
ERD(2)	604	566

ERD - EFFECTIVE RIM DIAMETER (mm)    ERD(1) - Without Eyelets    ERD(2) - With Single Eyelets





**READY40** | TUBELESS READY



| XC | ALL MOUNTAIN | ENDURO | FR/DH |

SIZE	29er	650b
ETRTO	622x40C	584x40C
SPOKE PAT	32	32
EYELETS	Single	Single
FINISHING	Black anod.	Black anod.
WEIGHT	613 g (±5%)	576 g (±5%)
ERD(1)	---	---
ERD(2)	604	566

ERD - EFFECTIVE RIM DIAMETER (mm)    ERD(1) - Without Eyelets    ERD(2) - With Single Eyelets

# WHEN IT'S TIME TO RIDE



# YOU KNOW WHAT TO CHOOSE















## TUBELESS READY ROAD, GRAVEL & MTB WHEELS

WHEEL	ETRTO	SPOKE FITTING	SPOKES	NIPPLES	RIM FINISHING	HUB/SPEC	WEIGHT (±5%)	TYRE COMPATIBILITY (mm)
<b>READY 19</b>	622x19C	F - 28H 2xCross R - 28H 2xCross	BJ Black oxidized round Ø2 mm	Black brass 14 mm	Black anodised	F - TA 12x100 R - TA 12x142	F - 931 g R - 1045 g	25 - 37
<b>READY GR</b>	622x21C	F - 28H 2xCross R - 28H 2xCross	BJ Black oxidized round Ø2 mm	Black brass 14 mm	Black anodised	F - TA 12x100 R - TA 12x142	F - 932 g R - 1046 g	28 - 62
	622x21C	F - 28H 2xCross R - 28H 2xCross	BJ Black oxidized round Ø2 mm	Black brass 14 mm	Black anodised	F - TA 12x100 CL, (HG) R - TA 12x142 CL, (HG)	F - 910 g R - 1110 g	28 - 62
<b>NEW READY 23 ASY</b>	622x23C	F - 28H 2xCross R - 28H 2xCross	BJ Black oxidized round Ø2 mm	Black brass 14 mm	Black anodised	F - TA 12x100 R - TA 12x142	F - 907 g R - 1020 g	32 - 68
	622x23C	F - 28H 2xCross R - 28H 2xCross	BJ Black oxidized round Ø2 mm	Black brass 14 mm	Black anodised	F - TA 12x100 CL, (HG) R - TA 12x142 CL, (HG)	F - 885 g R - 1084 g	32 - 68
<b>READY 23 29er</b>	622x23C	F - 32H 3xCross R - 32H 3xCross	BJ Black oxidized round Ø2 mm	Black brass 14 mm	Black anodised	F - TA 15x100 R - TA 12x142 (HG, XD)	F - 910 g R - 1077 g	32 - 68
<b>READY 23 650b</b>	584x23C	F - 32H 3xCross R - 32H 3xCross	BJ Black oxidized round Ø2 mm	Black brass 14 mm	Black anodised	F - TA 15x100 15 R - TA 12x142 (HG, XD)	F - 881 g R - 1048 g	32 - 68
<b>READY 25 29er</b>	622x25C	F - 32H 3xCross R - 32H 3xCross	BJ Black oxidized round Ø2 mm	Black brass 14 mm	Black anodised	F - TA 15x100 R - TA 12x142 (HG, XD)	F - 927 g R - 1094 g	35 - 74
<b>READY 25 650b</b>	584x25C	F - 32H 3xCross R - 32H 3xCross	BJ Black oxidized round Ø2 mm	Black brass 14 mm	Black anodised	F - TA 15x100 R - TA 12x142 (HG, XD)	F - 897 g R - 1064 g	35 - 74
<b>READY 27 ASY 29er</b>	622x27C	F - 32H 3xCross R - 32H 3xCross	BJ Black oxidized round Ø2 mm	Black brass 14 mm	Black anodised	F - TA 15x100 R - TA 12x142 (HG, XD)	F - 921 g R - 1088 g	42 - 81
	622x27C	F - 32H 3xCross R - 32H 3xCross	BJ Black oxidized round Ø2 mm	Black brass 14 mm	Black anodised	F - TA 15x110 R - TA 12x148 (HG, MS, XD)	F - 931 g R - 1151 g	42 - 81
<b>READY 27 ASY 650b</b>	584x27C	F - 32H 3xCross R - 32H 3xCross	BJ Black oxidized round Ø2 mm	Black brass 14 mm	Black anodised	F - TA 15x100 R - TA 12x142 (HG, XD)	F - 895 g R - 1062 g	42 - 81
	584x27C	F - 32H 3xCross R - 32H 3xCross	BJ Black oxidized round Ø2 mm	Black brass 14 mm	Black anodised	F - TA 15x110 R - TA 12x148 (HG, MS, XD)	F - 901 g R - 1121 g	42 - 81
<b>READY 30 ASY 29er</b>	622x30C	F - 32H 3xCross R - 32H 3xCross	BJ Black oxidized round Ø2 mm	Black brass 14 mm	Black anodised	F - TA 15x110 R - TA 12x148 (HG, MS, XD)	F - 987 g R - 1207 g	47 - 89
<b>READY 30 ASY 650b</b>	584x30C	F - 32H 3xCross R - 32H 3xCross	BJ Black oxidized round Ø2 mm	Black brass 14 mm	Black anodised	F - TA 15x110 R - TA 12x148 (HG, MS, XD)	F - 954 g R - 1174 g	47 - 89
<b>READY 30 29er</b>	622x30C	F - 32H 3xCross R - 32H 3xCross	BJ Black oxidized round Ø2 mm	Black brass 14 mm	Black anodised	F - TA 15x110 R - TA 12x148 (HG, MS, XD)	F - 952 g R - 1172 g	47 - 89
<b>READY 30 650b</b>	584x30C	F - 32H 3xCross R - 32H 3xCross	BJ Black oxidized round Ø2 mm	Black brass 14 mm	Black anodised	F - TA 15x110 R - TA 12x148 (HG, MS, XD)	F - 921 g R - 1141 g	47 - 89
<b>READY 35 ASY 29er</b>	622x35C	F - 32H 3xCross R - 32H 3xCross	BJ Black oxidized round Ø2 mm	Black brass 14 mm	Black anodised	F - TA 15x110 R - TA 12x148 (HG, MS, XD)	F - 1035 g R - 1255 g	54 - 102
<b>READY 35 ASY 650b</b>	584x35C	F - 32H 3xCross R - 32H 3xCross	BJ Black oxidized round Ø2 mm	Black brass 14 mm	Black anodised	F - TA 15x100 R - TA 12x142 (HG, MS, XD)	F - 999 g R - 1219 g	54 - 102
<b>READY 35 29er</b>	622x35C	F - 32H 3xCross R - 32H 3xCross	BJ Black oxidized round Ø2 mm	Black brass 14 mm	Black anodised	F - TA 15x110 R - TA 12x148 (HG, MS, XD)	F - 1045 g R - 1265 g	54 - 102
<b>READY 35 650b</b>	584x35C	F - 32H 3xCross R - 32H 3xCross	BJ Black oxidized round Ø2 mm	Black brass 14 mm	Black anodised	F - TA 15x110 R - TA 12x148 (HG, MS, XD)	F - 1008 g R - 1228 g	54 - 102

WARNING: Specifications and colors subject to change without prior notice ▲

F - Front R - Rear CL - Center lock HG - Shimano MS - Micro Spline XD - XD Sram





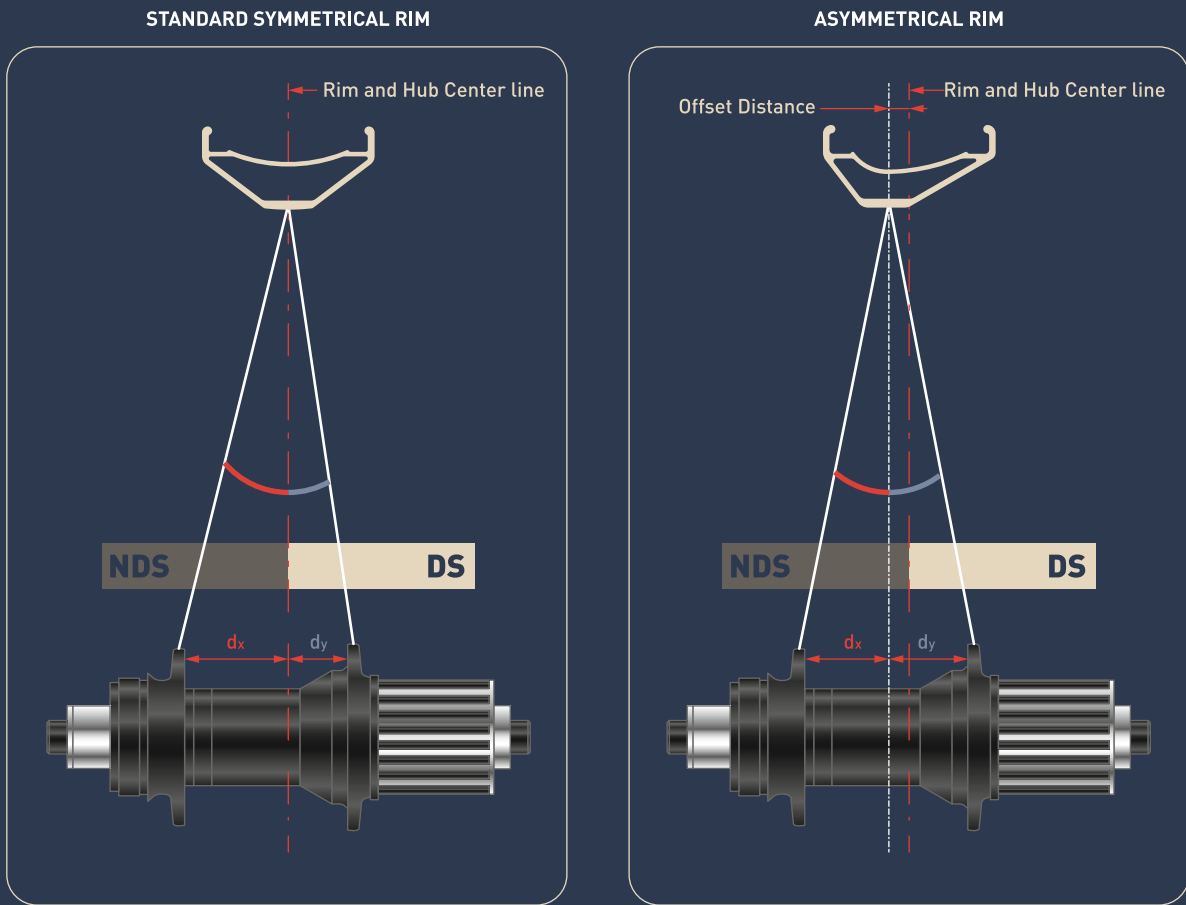


# ASYMMETRIC RANGE





# WHY ASYMMETRIC



Reducing the angle in the **NDS** (Non Drive Side) and increasing the angle in the **DS** (Drive Side)



Even tension ■ Better triangulation/stress balance ■ Reduction of "dishing" ■ Same spoke length



**STIFFER ■ DURABLE ■ STRONGER**

**EASIER MAINTENANCE**

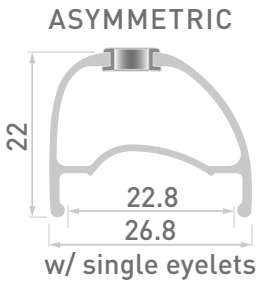
**BETTER PERFORMANCE**

# ASYMMETRIC RANGE

NEW

## READY 23 ASY

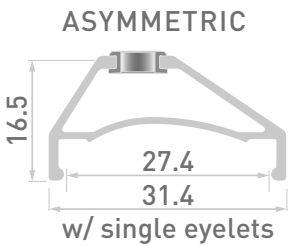
| FLAT | MIXED | GRAVEL | MOUNTAIN |



#MTB #tubeless ready #sleeve #asymmetric #sealed bearings #disc #10/11 speed

## READY 27 ASY

| XC | ALL MOUNTAIN | ENDURO | FR/DH |

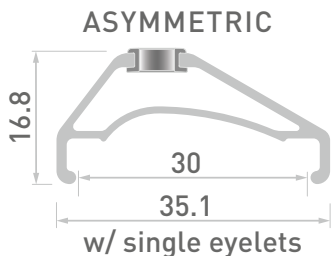


#MTB #tubeless ready #sleeve #asymmetric #sealed bearings #disc #10/11 speed



# READY 30 ASY

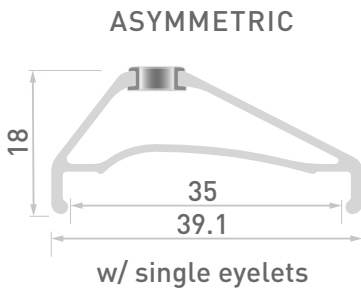
| XC | ALL MOUNTAIN | ENDURO | FR/DH |



#MTB #tubeless ready #sleeve #asymmetric #sealed bearings #disc #10/11 speed

# READY 35 ASY

| XC | ALL MOUNTAIN | ENDURO | FR/DH |



#MTB #tubeless ready #sleeve #asymmetric #sealed bearings #disc #10/11 speed









# FACTS

**BELGIUM**

COCHEZ  
Av. Des Sept Bonniers, 312  
Zeven Bunderslaan  
Bruxelles 1190  
Tel.: +32 02 344 6866  
etscochez@skynet.be

**CHILE**

ANDES INDUSTRIAL Ltd  
Santa Elena, n°1511  
Santiago - Chile  
Tel.: +56 265 03100  
andes@andesindustrial.cl  
www.andesindustrial.cl

**COLOMBIA**

STL COLOMBIA SAS  
Autopista Sur NO 52a 31  
Bogotá - Colombia  
Tel.: +57 310 291 4982

**CZECH REPUB.**

CYKLOŠVEC s.r.o.  
U Hřebčince 2509, 397 01 Písek  
Tel.: +420 382 206 440  
Fax: +420 382 206 442  
obchod@cyklosvec.cz  
www.cyklosvec.cz

TRANSKOL s.r.o.  
Bohunická cesta 13  
66448 Moravany  
Tel.: +420/543 255 546  
Celular: +420/725 309 000  
obchod@transkol.cz  
www.transkol.cz

**DENMARK**

C. REINHARDT as  
Industriparken 21  
2750 Ballerup  
Tel.: +45 4483 910  
info@creinhardt.dk  
www.creinhardt.dk

**ECUADOR**

Industria SWEET  
Patricio Navas  
Tel.: +593 0 998 029 046  
pnavas@andinanet.net

**ESTONIA**

BALTI AUTOOSAD AS  
Tel.: +372 6200 630  
Fax: +372 6200 699  
hannoh@autoparts.ee  
www.fixus.ee

**FINLAND**

POWERFACTORY NORDIC Oy Ab  
Kaskimäenkatu 7,  
33900 Tampere  
Tel.: +358 201 222 555  
asiakaspalvelu@powerfactory.fi  
powerfactory.fi

**GERMANY**

HERMANN HARTJE  
Deichstrasse 120 - 122 27318 Hoya/Weser  
Tel.: +49 (0) 42 51 811-20  
Fax: +49 (0) 42 51 811-159  
www.hartje.de

**GREECE**

TZORTZOPOULOS I. LTD  
Tel.: 0030 210 9241108  
Fax: 0030 210 9241971  
info@tzortzopoulos.gr  
www.tzortzopoulos.gr

**HUNGARY**

PACIFIC CYCLES  
H-2314 Halásztelek, II. Rákóczi F. út 106  
Tel.: +3624-511-270  
info@pacificcycles.hu  
www.tekernimentem.hu

**ITALY**

ATALA Spa  
Via della Guerrina, 108  
20900 Monza (MB)  
Tel.: +39 039 2045 371  
commerce01@atala.it  
www.atala.it

**MANDELLI**

Via Comasina, 11-20050  
Verano Brianza (MI)  
Tel.: +39 036280701  
Fax: +39 036280706  
info@mandelli.net  
www.mandelli.net

**LATVIA**

Baltic Auto Parts SIA  
Vandzenes iela 3,  
LV-1046, Riga, Latvia  
Tel.: +371 67408960  
Fax: +371 67408969  
info@bap.lv  
www.fixus.lv

**LITHUANIA**

UAB IMENZA  
Tlf: +370 381 53350  
Fax: +370 381 59159  
jurate@imenza.lt

**POLAND**

ITALBIKE  
UL. Wyczółki 96/98, 02-820 Warszawa  
Tel.: +48(0) 22 643 7673  
Fax: +48(0) 22 643 7673  
italbike@italbike.eu

**SERBIA**

Planet Bike Co d.o.o.  
Milosa Obilica 9-11, 37000 Krusevac  
Tel.: +381 37 420 000  
office@planetbike.rs  
www.planetbike.rs

**SPAIN**

ALMACENES CALMERA, S.L.  
P.I. San Marcos  
C/ Hermanos Lumière, 4  
28906 Getafe (Madrid) - Spain  
Tel.: +34 91 682 98 61  
info@calmera.es

**SWEDEN**

JOFRAB TWS  
Box 283, 573 23 Tranas  
Tel.: 0140-38 50 30  
Fax: 0140-15503  
www.jofrab.se

**SWITZERLAND**

TEKNO PARTS LTD  
Keltenstrasse, 19 CH-2563 Ipsach  
Tel.: +41 (0)32 332 84 60  
Fax: +41 (0)32 332 84 61  
info@teknoparts.ch  
www.teknoparts.ch

**NUSSHOLD AG**

Anwandstrasse 59  
CH-8004 Zürich  
Tel.: +41 44 241 43 04  
Fax: +41 44 241 57 25  
rp@nushold.ch  
www.nushold.ch





Address: Apartado 1, 3801-551, Eixo - Aveiro - Portugal | Ph.: +351 234 920 260 | fax: +351 234 931 476



Rodi reserves the right to change features and components of the products presented in the catalogue, without previous notice.  
Rodi products are produced strictly conform the dimensional specifications and tolerances of the ETRTO Standards.



Cofinanciado por:



UNIÃO EUROPEIA  
Fundo Europeu  
de Desenvolvimento Regional